



1600 AT PS

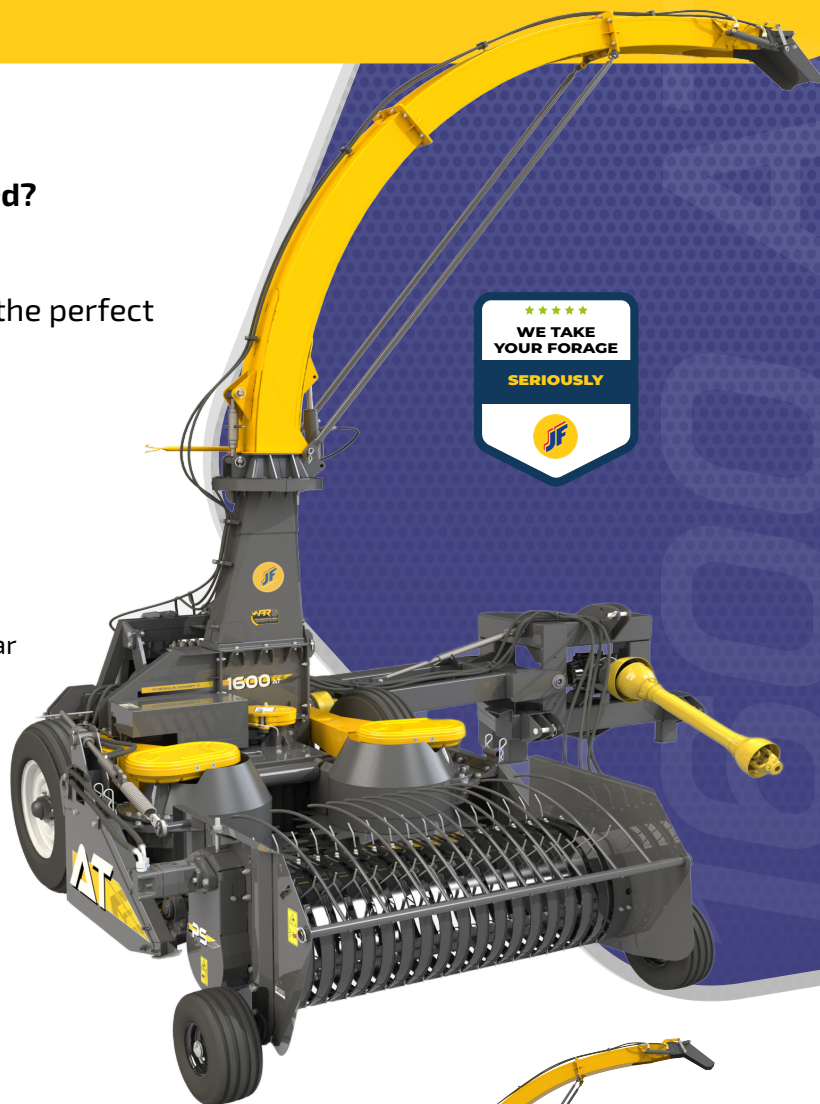
Pickup header

¡En JF tomamos en serio su forraje! ¿Y Usted?

Find out why JF 1600 AT PS pickup header is the perfect solution for making haylage.

VENTAJAS

- ✓ Attachable to any JF 1600 AT Forage Harvester;
- ✓ More possibilities of use of forages during the year for better quality feeding at lower costs;
- ✓ Adjustment of pickup speed for working in different conditions;
- ✓ Better preservation of forage with high moisture content;
- ✓ 1,5m working width for high productivity;
- ✓ Driven by high performance hydraulic motor;
- ✓ Floating wheel system for adjustment to terrain.



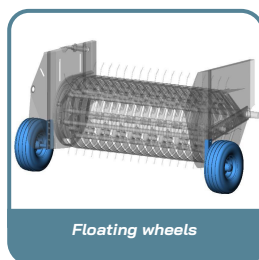
With JF you take complete control over the time and manner your forage is harvested!



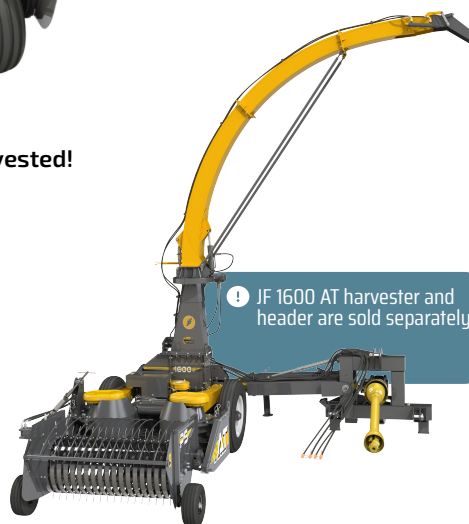
1.50m wide pickup header



High performance hydraulic motor



Floating wheels



JF 1600 AT harvester and header are sold separately

DATOS TÉCNICOS

Capacity	up to 20 ton/h ²	Approximate Weight	269 kg
Max working width	1,50m ¹	Coupleable	JF 1600 AT
Drive	hydraulic	Transmission system	hydraulic motor

¹Productivity might vary and depends on the following factors: cut size; productivity of forage per hectare; tractor power; logistic capacity (wagons) for forage transportation. Before acquiring the equipment, please talk to your dealer about the size of your tractor tire.